

VERSIONE (PIASTRA BASE)
- Versione **C3** finitura lucida, gomma vulcanizzata, colore nero.
- Versione **C4**: finitura lucida, gomma vulcanizzata, colore bianco.
- Versione **C7**: finitura lucida, gomma vulcanizzata, colore blu.

Versioni degli steli filettati:
- Versione **SK**: esagono esterno in basso.
- Versione **TK**: sede per chiave in basso.

Piastra base
Acciaio INOX AISI 316L
Stelo filettato
Acciaio INOX AISI 316L
Dado esagonale ISO 4032
Acciaio INOX AISI 316
Disco in gomma
- Gomma butadiene acrilonitrile (NBR) versioni C3 e C7.
- Gomma siliconica (MVQ) versione C4.
- A norma FDA
- Durezza 85±5 Shore A
- Vulcanizzata

CARATTERISTICHE E APPLICAZIONI

I piedini di livellamento GN 18 sono particolarmente adatti a essere utilizzati in ambienti aggressivi.
Le superfici inclinate per il deflusso dei liquidi e l'alta qualità superficiale della piastra base semplificano la pulizia e impediscono l'accumulo di polvere o sporco. Il disco in gomma vulcanizzata a norma FDA sigilla la base contro la superficie di appoggio e consente di utilizzare i piedini ad esempio nelle aree di lavorazione degli alimenti o nell'industria farmaceutica.
I piedini di livellamento vengono forniti montati e non possono essere smontati.

A RICHIESTA

Disco in gomma disponibile in vari colori

CAPACITÀ DI CARICO DEI PIEDINI REGOLABILI

I valori di carico statico indicati in tabella si riferiscono a prove di laboratorio con applicazione del carico perpendicolare alla base (senza disco in gomma).
Per i valori riportati in tabella, la rimozione del carico può provocare lievi deformazioni della piastra base. In condizioni di impiego reali, devono essere tenute in considerazione anche eventuali sollecitazioni laterali o angolari che ne potrebbero ridurre la portata.
I dati relativi alla resistenza sono valori indicativi non vincolanti e non comportano alcuna responsabilità.
Sarà cura dell'utilizzatore determinare caso per caso se il prodotto è adatto per l'impiego previsto.
I fattori ambientali possono influenzare i valori dichiarati.

Proprietà dei modelli riservata ai termini di legge. Disegni e immagini non riproducibili se non citando la fonte.
Ganter Norm

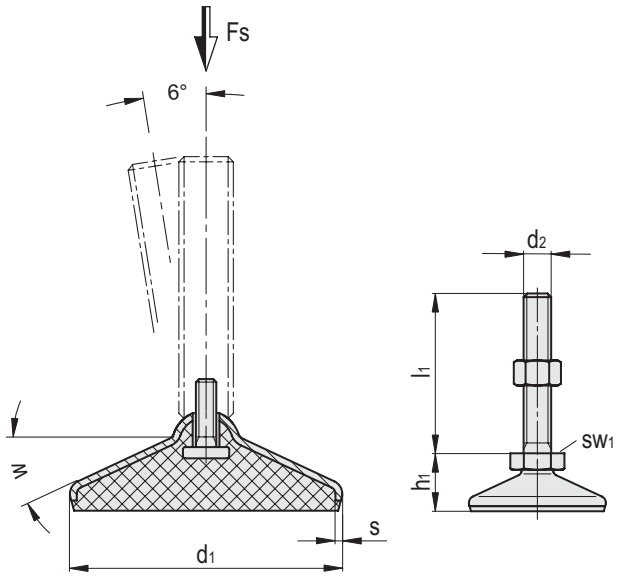

GN 18-SK

INOX STAINLESS STEEL

Codice	Descrizione	d_1	d_2	h_1	l_1	w [°]	s	sw_1	Carico statico [KN]	⚖
GN.20901	GN 18-60-M8-40-C3-SK	60	M8	31	40	32	2	17	8	125
GN.20902	GN 18-60-M8-50-C3-SK	60	M8	31	50	32	2	17	8	128
GN.20903	GN 18-60-M8-63-C3-SK	60	M8	31	63	32	2	17	8	132
GN.20904	GN 18-60-M10-50-C3-SK	60	M10	31	50	32	2	17	14	143
GN.20905	GN 18-60-M10-60-C3-SK	60	M10	31	60	32	2	17	14	147
GN.20906	GN 18-60-M10-80-C3-SK	60	M10	31	80	32	2	17	14	157
GN.20907	GN 18-60-M10-100-C3-SK	60	M10	31	100	32	2	17	14	167
GN.20908	GN 18-60-M12-60-C3-SK	60	M12	31	60	32	2	17	14	160
GN.20909	GN 18-60-M12-80-C3-SK	60	M12	31	80	32	2	17	14	175
GN.20910	GN 18-60-M12-100-C3-SK	60	M12	31	100	32	2	17	14	189
GN.20911	GN 18-60-M12-125-C3-SK	60	M12	31	125	32	2	17	14	207
GN.20912	GN 18-80-M8-40-C3-SK	80	M8	33	40	26	2	17	8	197
GN.20913	GN 18-80-M8-50-C3-SK	80	M8	33	50	26	2	17	8	200
GN.20914	GN 18-80-M8-63-C3-SK	80	M8	33	63	26	2	17	8	204
GN.20915	GN 18-80-M10-50-C3-SK	80	M10	33	50	26	2	17	14	216
GN.20916	GN 18-80-M10-60-C3-SK	80	M10	33	60	26	2	17	14	220
GN.20917	GN 18-80-M10-80-C3-SK	80	M10	33	80	26	2	17	14	230
GN.20918	GN 18-80-M10-100-C3-SK	80	M10	33	100	26	2	17	14	240
GN.20919	GN 18-80-M12-60-C3-SK	80	M12	33	60	26	2	17	14	233
GN.20920	GN 18-80-M12-80-C3-SK	80	M12	33	80	26	2	17	14	248
GN.20921	GN 18-80-M12-100-C3-SK	80	M12	33	100	26	2	17	14	262
GN.20922	GN 18-80-M12-125-C3-SK	80	M12	33	125	26	2	17	14	280
GN.20923	GN 18-100-M8-40-C3-SK	100	M8	35	40	22	2	17	8	292
GN.20924	GN 18-100-M8-50-C3-SK	100	M8	35	50	22	2	17	8	295
GN.20925	GN 18-100-M8-63-C3-SK	100	M8	35	63	22	2	17	8	299
GN.20926	GN 18-100-M10-50-C3-SK	100	M10	35	50	22	2	17	14	311
GN.20927	GN 18-100-M10-60-C3-SK	100	M10	35	60	22	2	17	14	315
GN.20928	GN 18-100-M10-80-C3-SK	100	M10	35	80	22	2	17	14	325
GN.20929	GN 18-100-M10-100-C3-SK	100	M10	35	100	22	2	17	14	335
GN.20930	GN 18-100-M12-60-C3-SK	100	M12	35	60	22	2	17	14	328
GN.20931	GN 18-100-M12-80-C3-SK	100	M12	35	80	22	2	17	14	343
GN.20932	GN 18-100-M12-100-C3-SK	100	M12	35	100	22	2	17	14	357
GN.20933	GN 18-100-M12-125-C3-SK	100	M12	35	125	22	2	17	14	375

Ganter Norm®

Proprietà dei modelli riservata ai termini di legge. Disegni e immagini non riproducibili se non citando la fonte.

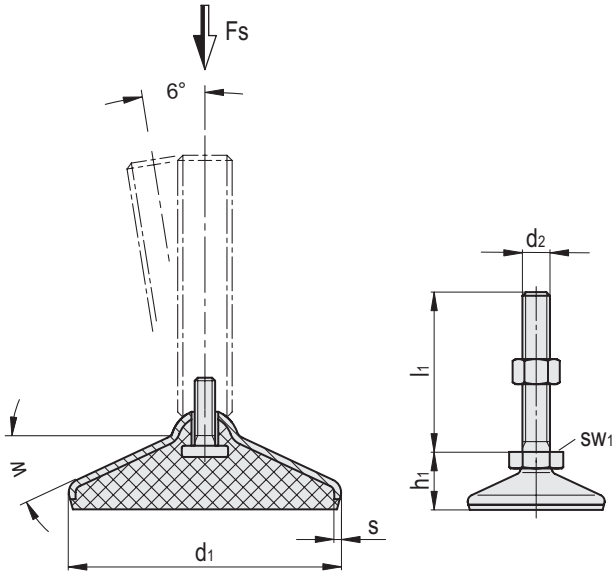

GN 18-SK

INOX STAINLESS STEEL

Codice	Descrizione	d_1	d_2	h_1	l_1	w [°]	s	sw_1	Carico statico [KN]	⚖
GN.85501	GN 18-60-M8-40-C4-SK	60	M8	31	40	32	2	17	8	130
GN.85503	GN 18-60-M8-50-C4-SK	60	M8	31	50	32	2	17	8	134
GN.85505	GN 18-60-M8-63-C4-SK	60	M8	31	63	32	2	17	8	139
GN.85521	GN 18-60-M10-50-C4-SK	60	M10	31	50	32	2	17	14	150
GN.85523	GN 18-60-M10-60-C4-SK	60	M10	31	60	32	2	17	14	156
GN.85525	GN 18-60-M10-80-C4-SK	60	M10	31	80	32	2	17	14	169
GN.85527	GN 18-60-M10-100-C4-SK	60	M10	31	100	32	2	17	14	181
GN.85541	GN 18-60-M12-60-C4-SK	60	M12	31	60	32	2	17	14	178
GN.85543	GN 18-60-M12-80-C4-SK	60	M12	31	80	32	2	17	14	196
GN.85545	GN 18-60-M12-100-C4-SK	60	M12	31	100	32	2	17	14	213
GN.85547	GN 18-60-M12-125-C4-SK	60	M12	31	125	32	2	17	14	236
GN.85601	GN 18-80-M8-40-C4-SK	80	M8	33	40	26	2	17	8	203
GN.85603	GN 18-80-M8-50-C4-SK	80	M8	33	50	26	2	17	8	207
GN.85605	GN 18-80-M8-63-C4-SK	80	M8	33	63	26	2	17	8	212
GN.85621	GN 18-80-M10-50-C4-SK	80	M10	33	50	26	2	17	14	223
GN.85623	GN 18-80-M10-60-C4-SK	80	M10	33	60	26	2	17	14	229
GN.85625	GN 18-80-M10-80-C4-SK	80	M10	33	80	26	2	17	14	241
GN.85627	GN 18-80-M10-100-C4-SK	80	M10	33	100	26	2	17	14	254
GN.85641	GN 18-80-M12-60-C4-SK	80	M12	33	60	26	2	17	14	251
GN.85643	GN 18-80-M12-80-C4-SK	80	M12	33	80	26	2	17	14	269
GN.85645	GN 18-80-M12-100-C4-SK	80	M12	33	100	26	2	17	14	286
GN.85647	GN 18-80-M12-125-C4-SK	80	M12	33	125	26	2	17	14	308
GN.85801	GN 18-100-M8-40-C4-SK	100	M8	35	40	22	2	17	8	298
GN.85803	GN 18-100-M8-50-C4-SK	100	M8	35	50	22	2	17	8	302
GN.85805	GN 18-100-M8-63-C4-SK	100	M8	35	63	22	2	17	8	307
GN.85821	GN 18-100-M10-50-C4-SK	100	M10	35	50	22	2	17	14	318
GN.85823	GN 18-100-M10-60-C4-SK	100	M10	35	60	22	2	17	14	324
GN.85825	GN 18-100-M10-80-C4-SK	100	M10	35	80	22	2	17	14	336
GN.85827	GN 18-100-M10-100-C4-SK	100	M10	35	100	22	2	17	14	349
GN.85841	GN 18-100-M12-60-C4-SK	100	M12	35	60	22	2	17	14	346
GN.85843	GN 18-100-M12-80-C4-SK	100	M12	35	80	22	2	17	14	364
GN.85845	GN 18-100-M12-100-C4-SK	100	M12	35	100	22	2	17	14	381
GN.85847	GN 18-100-M12-125-C4-SK	100	M12	35	125	22	2	17	14	403

Proprietà dei modelli riservata ai termini di legge. Disegni e immagini non riproducibili se non citando la fonte.

Ganter Norm

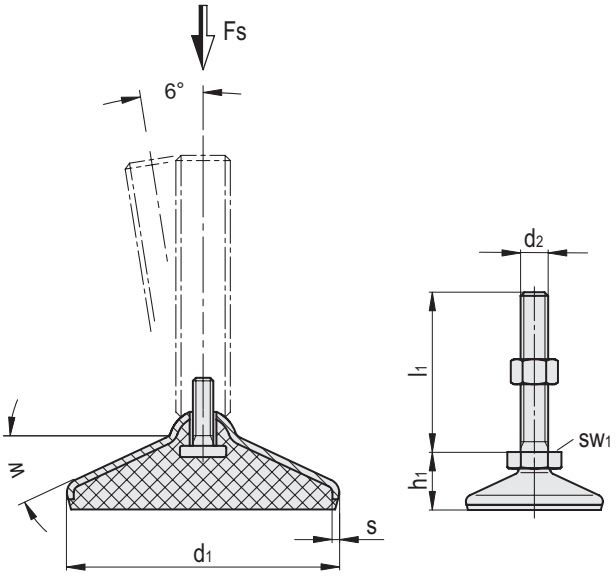

GN 18-SK

INOX STAINLESS STEEL

Codice	Descrizione	d_1	d_2	h_1	l_1	w [°]	s	sw_1	Carico statico [KN]	⚖
GN.85502	GN 18-60-M8-40-C7-SK	60	M8	31	40	32	2	17	8	130
GN.85504	GN 18-60-M8-50-C7-SK	60	M8	31	50	32	2	17	8	134
GN.85506	GN 18-60-M8-63-C7-SK	60	M8	31	63	32	2	17	8	139
GN.85522	GN 18-60-M10-50-C7-SK	60	M10	31	50	32	2	17	14	150
GN.85524	GN 18-60-M10-60-C7-SK	60	M10	31	60	32	2	17	14	156
GN.85526	GN 18-60-M10-80-C7-SK	60	M10	31	80	32	2	17	14	169
GN.85528	GN 18-60-M10-100-C7-SK	60	M10	31	100	32	2	17	14	181
GN.85542	GN 18-60-M12-60-C7-SK	60	M12	31	60	32	2	17	14	178
GN.85544	GN 18-60-M12-80-C7-SK	60	M12	31	80	32	2	17	14	196
GN.85546	GN 18-60-M12-100-C7-SK	60	M12	31	100	32	2	17	14	213
GN.85548	GN 18-60-M12-125-C7-SK	60	M12	31	125	32	2	17	14	236
GN.85602	GN 18-80-M8-40-C7-SK	80	M8	33	40	26	2	17	8	203
GN.85604	GN 18-80-M8-50-C7-SK	80	M8	33	50	26	2	17	8	207
GN.85606	GN 18-80-M8-63-C7-SK	80	M8	33	63	26	2	17	8	212
GN.85622	GN 18-80-M10-50-C7-SK	80	M10	33	50	26	2	17	14	223
GN.85624	GN 18-80-M10-60-C7-SK	80	M10	33	60	26	2	17	14	229
GN.85626	GN 18-80-M10-80-C7-SK	80	M10	33	80	26	2	17	14	241
GN.85628	GN 18-80-M10-100-C7-SK	80	M10	33	100	26	2	17	14	254
GN.85642	GN 18-80-M12-60-C7-SK	80	M12	33	60	26	2	17	14	251
GN.85644	GN 18-80-M12-80-C7-SK	80	M12	33	80	26	2	17	14	269
GN.85646	GN 18-80-M12-100-C7-SK	80	M12	33	100	26	2	17	14	286
GN.85648	GN 18-80-M12-125-C7-SK	80	M12	33	125	26	2	17	14	308
GN.85802	GN 18-100-M8-40-C7-SK	100	M8	35	40	22	2	17	8	298
GN.85804	GN 18-100-M8-50-C7-SK	100	M8	35	50	22	2	17	8	302
GN.85806	GN 18-100-M8-63-C7-SK	100	M8	35	63	22	2	17	8	307
GN.85822	GN 18-100-M10-50-C7-SK	100	M10	35	50	22	2	17	14	318
GN.85824	GN 18-100-M10-60-C7-SK	100	M10	35	60	22	2	17	14	324
GN.85826	GN 18-100-M10-80-C7-SK	100	M10	35	80	22	2	17	14	336
GN.85828	GN 18-100-M10-100-C7-SK	100	M10	35	100	22	2	17	14	349
GN.85842	GN 18-100-M12-60-C7-SK	100	M12	35	60	22	2	17	14	346
GN.85844	GN 18-100-M12-80-C7-SK	100	M12	35	80	22	2	17	14	364
GN.85846	GN 18-100-M12-100-C7-SK	100	M12	35	100	22	2	17	14	381
GN.85848	GN 18-100-M12-125-C7-SK	100	M12	35	125	22	2	17	14	403

Ganter Norm®

Proprietà dei modelli riservata ai termini di legge. Disegni e immagini non riproducibili se non citando la fonte.

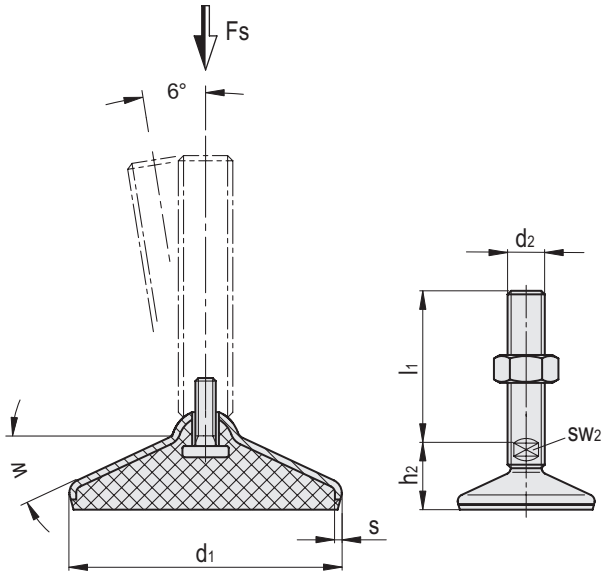

GN 18-TK

INOX STAINLESS STEEL

Codice	Descrizione	d_1	d_2	l_1	h_2	w [°]	s	sw_2	Carico statico [KN]	⚖
GN.20941	GN 18-60-M16-75-C3-TK	60	M16	75	37	32	2	12	14	239
GN.20942	GN 18-60-M16-100-C3-TK	60	M16	100	37	32	2	12	14	272
GN.20943	GN 18-60-M16-125-C3-TK	60	M16	125	37	32	2	12	14	305
GN.20944	GN 18-60-M16-150-C3-TK	60	M16	150	37	32	2	12	14	341
GN.20945	GN 18-60-M16-200-C3-TK	60	M16	200	37	32	2	12	14	404
GN.20946	GN 18-60-M16-250-C3-TK	60	M16	250	37	32	2	12	14	470
GN.20947	GN 18-80-M16-75-C3-TK	80	M16	75	39	26	2	12	14	312
GN.20948	GN 18-80-M16-100-C3-TK	80	M16	100	39	26	2	12	14	345
GN.20949	GN 18-80-M16-125-C3-TK	80	M16	125	39	26	2	12	14	378
GN.20950	GN 18-80-M16-150-C3-TK	80	M16	150	39	26	2	12	14	414
GN.20951	GN 18-80-M16-200-C3-TK	80	M16	200	39	26	2	12	14	477
GN.20952	GN 18-80-M16-250-C3-TK	80	M16	250	39	26	2	12	14	543
GN.20953	GN 18-80-M20-75-C3-TK	80	M20	75	39	26	2	15	32	358
GN.20954	GN 18-80-M20-100-C3-TK	80	M20	100	39	26	2	15	32	410
GN.20955	GN 18-80-M20-125-C3-TK	80	M20	125	39	26	2	15	32	461
GN.20956	GN 18-80-M20-150-C3-TK	80	M20	150	39	26	2	15	32	516
GN.20957	GN 18-80-M20-200-C3-TK	80	M20	200	39	26	2	15	32	616
GN.20958	GN 18-80-M20-250-C3-TK	80	M20	250	39	26	2	15	32	719
GN.20959	GN 18-80-M24-100-C3-TK	80	M24	100	41	26	2	19	36	519
GN.20960	GN 18-80-M24-125-C3-TK	80	M24	125	41	26	2	19	36	594
GN.20961	GN 18-80-M24-150-C3-TK	80	M24	150	41	26	2	19	36	669
GN.20962	GN 18-80-M24-200-C3-TK	80	M24	200	41	26	2	19	36	818
GN.20963	GN 18-80-M24-300-C3-TK	80	M24	300	41	26	2	19	36	1119
GN.20964	GN 18-100-M16-75-C3-TK	100	M16	75	41	22	2	12	24	407
GN.20965	GN 18-100-M16-100-C3-TK	100	M16	100	41	22	2	12	24	440
GN.20966	GN 18-100-M16-125-C3-TK	100	M16	125	41	22	2	12	24	473
GN.20967	GN 18-100-M16-150-C3-TK	100	M16	150	41	22	2	12	24	509
GN.20968	GN 18-100-M16-200-C3-TK	100	M16	200	41	22	2	12	24	572
GN.20969	GN 18-100-M16-250-C3-TK	100	M16	250	41	22	2	12	24	638
GN.20970	GN 18-100-M20-75-C3-TK	100	M20	75	41	22	2	15	26	453
GN.20971	GN 18-100-M20-100-C3-TK	100	M20	100	41	22	2	15	26	505
GN.20972	GN 18-100-M20-125-C3-TK	100	M20	125	41	22	2	15	26	556
GN.20973	GN 18-100-M20-150-C3-TK	100	M20	150	41	22	2	15	26	611
GN.20974	GN 18-100-M20-200-C3-TK	100	M20	200	41	22	2	15	26	711
GN.20975	GN 18-100-M20-250-C3-TK	100	M20	250	41	22	2	15	26	814
GN.20976	GN 18-100-M24-100-C3-TK	100	M24	100	43	22	2	19	28	614
GN.20977	GN 18-100-M24-125-C3-TK	100	M24	125	43	22	2	19	28	689
GN.20978	GN 18-100-M24-150-C3-TK	100	M24	150	43	22	2	19	28	764
GN.20979	GN 18-100-M24-200-C3-TK	100	M24	200	43	22	2	19	28	913
GN.20980	GN 18-100-M24-300-C3-TK	100	M24	300	43	22	2	19	28	1214
GN.20981	GN 18-120-M20-75-C3-TK	120	M20	75	43	20	2	15	26	574
GN.20982	GN 18-120-M20-100-C3-TK	120	M20	100	43	20	2	15	26	626
GN.20983	GN 18-120-M20-125-C3-TK	120	M20	125	43	20	2	15	26	677
GN.20984	GN 18-120-M20-150-C3-TK	120	M20	150	43	20	2	15	26	732
GN.20985	GN 18-120-M20-200-C3-TK	120	M20	200	43	20	2	15	26	832
GN.20986	GN 18-120-M20-250-C3-TK	120	M20	250	43	20	2	15	26	935
GN.20987	GN 18-120-M24-100-C3-TK	120	M24	100	46	20	2	19	26	735
GN.20988	GN 18-120-M24-125-C3-TK	120	M24	125	46	20	2	19	26	810
GN.20989	GN 18-120-M24-150-C3-TK	120	M24	150	46	20	2	19	26	885
GN.20990	GN 18-120-M24-200-C3-TK	120	M24	200	46	20	2	19	26	1034
GN.20991	GN 18-120-M24-300-C3-TK	120	M24	300	46	20	2	19	26	1335

Proprietà dei modelli riservata ai termini di legge. Disegni e immagini non riproducibili se non citando la fonte.

Ganter Norm

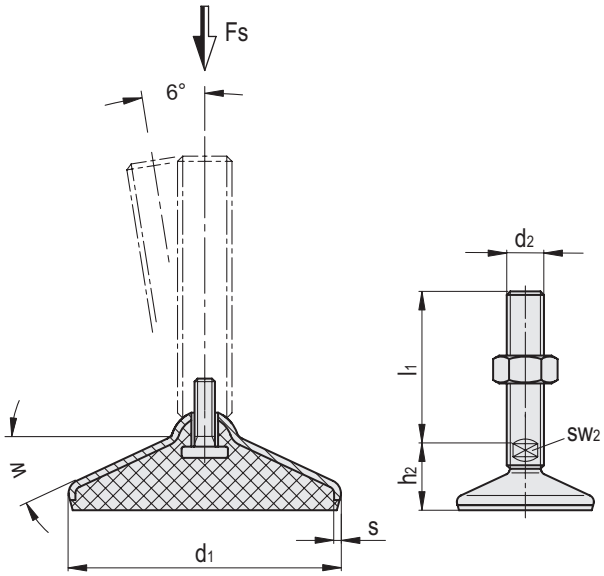

GN 18-TK

INOX STAINLESS STEEL

Codice	Descrizione	d_1	d_2	l_1	h_2	w [°]	s	sw_2	Carico statico [KN]	⚖
GN.85561	GN 18-60-M16-75-C4-TK	60	M16	75	37	32	2	12	14	271
GN.85563	GN 18-60-M16-100-C4-TK	60	M16	100	37	32	2	12	14	310
GN.85565	GN 18-60-M16-125-C4-TK	60	M16	125	37	32	2	12	14	349
GN.85567	GN 18-60-M16-150-C4-TK	60	M16	150	37	32	2	12	14	389
GN.85569	GN 18-60-M16-200-C4-TK	60	M16	200	37	32	2	12	14	467
GN.85571	GN 18-60-M16-250-C4-TK	60	M16	250	37	32	2	12	14	546
GN.85661	GN 18-80-M16-75-C4-TK	80	M16	75	39	26	2	12	14	344
GN.85663	GN 18-80-M16-100-C4-TK	80	M16	100	39	26	2	12	14	383
GN.85665	GN 18-80-M16-125-C4-TK	80	M16	125	39	26	2	12	14	422
GN.85667	GN 18-80-M16-150-C4-TK	80	M16	150	39	26	2	12	14	462
GN.85669	GN 18-80-M16-200-C4-TK	80	M16	200	39	26	2	12	14	540
GN.85671	GN 18-80-M16-250-C4-TK	80	M16	250	39	26	2	12	14	618
GN.85691	GN 18-80-M20-75-C4-TK	80	M20	75	39	26	2	15	32	455
GN.85693	GN 18-80-M20-100-C4-TK	80	M20	100	39	26	2	15	32	516
GN.85695	GN 18-80-M20-125-C4-TK	80	M20	125	39	26	2	15	32	577
GN.85697	GN 18-80-M20-150-C4-TK	80	M20	150	39	26	2	15	32	638
GN.85699	GN 18-80-M20-200-C4-TK	80	M20	200	39	26	2	15	32	761
GN.85701	GN 18-80-M20-250-C4-TK	80	M20	250	39	26	2	15	32	883
GN.85721	GN 18-80-M24-100-C4-TK	80	M24	100	41	26	2	19	36	697
GN.85723	GN 18-80-M24-125-C4-TK	80	M24	125	41	26	2	19	36	786
GN.85725	GN 18-80-M24-150-C4-TK	80	M24	150	41	26	2	19	36	874
GN.85727	GN 18-80-M24-200-C4-TK	80	M24	200	41	26	2	19	36	1050
GN.85729	GN 18-80-M24-300-C4-TK	80	M24	300	41	26	2	19	36	1405
GN.85861	GN 18-100-M16-75-C4-TK	100	M16	75	41	22	2	12	24	439
GN.85863	GN 18-100-M16-100-C4-TK	100	M16	100	41	22	2	12	24	478
GN.85865	GN 18-100-M16-125-C4-TK	100	M16	125	41	22	2	12	24	517
GN.85867	GN 18-100-M16-150-C4-TK	100	M16	150	41	22	2	12	24	556
GN.85869	GN 18-100-M16-200-C4-TK	100	M16	200	41	22	2	12	24	635
GN.85871	GN 18-100-M16-250-C4-TK	100	M16	250	41	22	2	12	24	713
GN.85891	GN 18-100-M20-75-C4-TK	100	M20	75	41	22	2	15	26	550
GN.85893	GN 18-100-M20-100-C4-TK	100	M20	100	41	22	2	15	26	611
GN.85895	GN 18-100-M20-125-C4-TK	100	M20	125	41	22	2	15	26	672
GN.85897	GN 18-100-M20-150-C4-TK	100	M20	150	41	22	2	15	26	733
GN.85899	GN 18-100-M20-200-C4-TK	100	M20	200	41	22	2	15	26	856
GN.85901	GN 18-100-M20-250-C4-TK	100	M20	250	41	22	2	15	26	978
GN.86011	GN 18-100-M24-100-C4-TK	100	M24	100	43	22	2	19	28	792
GN.86013	GN 18-100-M24-125-C4-TK	100	M24	125	43	22	2	19	28	881
GN.86015	GN 18-100-M24-150-C4-TK	100	M24	150	43	22	2	19	28	969
GN.86017	GN 18-100-M24-200-C4-TK	100	M24	200	43	22	2	19	28	1145
GN.86019	GN 18-100-M24-300-C4-TK	100	M24	300	43	22	2	19	28	1500
GN.86101	GN 18-120-M20-75-C4-TK	120	M20	75	43	20	2	15	26	671
GN.86103	GN 18-120-M20-100-C4-TK	120	M20	100	43	20	2	15	26	732
GN.86105	GN 18-120-M20-125-C4-TK	120	M20	125	43	20	2	15	26	793
GN.86107	GN 18-120-M20-150-C4-TK	120	M20	150	43	20	2	15	26	855
GN.86109	GN 18-120-M20-200-C4-TK	120	M20	200	43	20	2	15	26	977
GN.86111	GN 18-120-M20-250-C4-TK	120	M20	250	43	20	2	15	26	1100
GN.86131	GN 18-120-M24-100-C4-TK	120	M24	100	46	20	2	19	26	913
GN.86133	GN 18-120-M24-125-C4-TK	120	M24	125	46	20	2	19	26	1
GN.86135	GN 18-120-M24-150-C4-TK	120	M24	150	46	20	2	19	26	1090
GN.86137	GN 18-120-M24-200-C4-TK	120	M24	200	46	20	2	19	26	1265
GN.86139	GN 18-120-M24-300-C4-TK	120	M24	300	46	20	2	19	26	1620

Ganter Norm®

Proprietà dei modelli riservata ai termini di legge. Disegni e immagini non riproducibili se non citando la fonte.

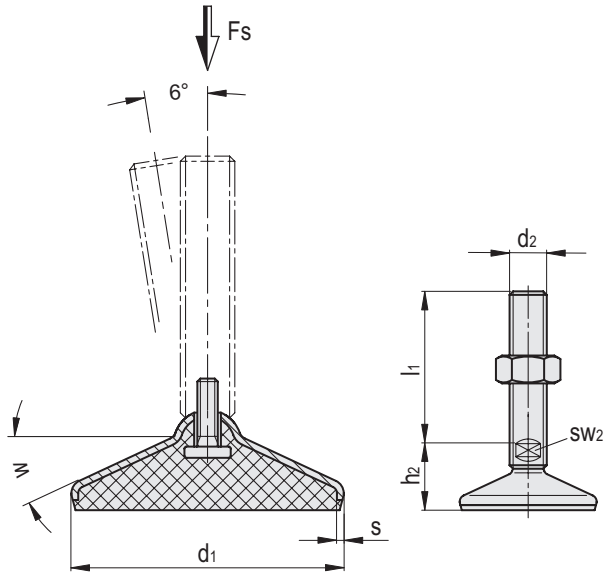

GN 18-TK

INOX STAINLESS STEEL

Codice	Descrizione	d_1	d_2	l_1	h_2	w [°]	s	sw_2	Carico statico [KN]	⚖
GN.85562	GN 18-60-M16-75-C7-TK	60	M16	75	37	32	2	12	14	271
GN.85564	GN 18-60-M16-100-C7-TK	60	M16	100	37	32	2	12	14	310
GN.85566	GN 18-60-M16-125-C7-TK	60	M16	125	37	32	2	12	14	349
GN.85568	GN 18-60-M16-150-C7-TK	60	M16	150	37	32	2	12	14	389
GN.85570	GN 18-60-M16-200-C7-TK	60	M16	200	37	32	2	12	14	467
GN.85572	GN 18-60-M16-250-C7-TK	60	M16	250	37	32	2	12	14	546
GN.85662	GN 18-80-M16-75-C7-TK	80	M16	75	39	26	2	12	14	344
GN.85664	GN 18-80-M16-100-C7-TK	80	M16	100	39	26	2	12	14	383
GN.85666	GN 18-80-M16-125-C7-TK	80	M16	125	39	26	2	12	14	422
GN.85668	GN 18-80-M16-150-C7-TK	80	M16	150	39	26	2	12	14	462
GN.85670	GN 18-80-M16-200-C7-TK	80	M16	200	39	26	2	12	14	540
GN.85672	GN 18-80-M16-250-C7-TK	80	M16	250	39	26	2	12	14	618
GN.85692	GN 18-80-M20-75-C7-TK	80	M20	75	39	26	2	15	32	455
GN.85694	GN 18-80-M20-100-C7-TK	80	M20	100	39	26	2	15	32	516
GN.85696	GN 18-80-M20-125-C7-TK	80	M20	125	39	26	2	15	32	577
GN.85698	GN 18-80-M20-150-C7-TK	80	M20	150	39	26	2	15	32	638
GN.85700	GN 18-80-M20-200-C7-TK	80	M20	200	39	26	2	15	32	761
GN.85702	GN 18-80-M20-250-C7-TK	80	M20	250	39	26	2	15	32	883
GN.85722	GN 18-80-M24-100-C7-TK	80	M24	100	41	26	2	19	36	697
GN.85724	GN 18-80-M24-125-C7-TK	80	M24	125	41	26	2	19	36	786
GN.85726	GN 18-80-M24-150-C7-TK	80	M24	150	41	26	2	19	36	874
GN.85728	GN 18-80-M24-200-C7-TK	80	M24	200	41	26	2	19	36	1050
GN.85730	GN 18-80-M24-300-C7-TK	80	M24	300	41	26	2	19	36	1405
GN.85862	GN 18-100-M16-75-C7-TK	100	M16	75	41	22	2	12	24	439
GN.85864	GN 18-100-M16-100-C7-TK	100	M16	100	41	22	2	12	24	478
GN.85866	GN 18-100-M16-125-C7-TK	100	M16	125	41	22	2	12	24	517
GN.85868	GN 18-100-M16-150-C7-TK	100	M16	150	41	22	2	12	24	556
GN.85870	GN 18-100-M16-200-C7-TK	100	M16	200	41	22	2	12	24	635
GN.85872	GN 18-100-M16-250-C7-TK	100	M16	250	41	22	2	12	24	713
GN.85892	GN 18-100-M20-75-C7-TK	100	M20	75	41	22	2	15	26	550
GN.85894	GN 18-100-M20-100-C7-TK	100	M20	100	41	22	2	15	26	611
GN.85896	GN 18-100-M20-125-C7-TK	100	M20	125	41	22	2	15	26	672
GN.85898	GN 18-100-M20-150-C7-TK	100	M20	150	41	22	2	15	26	733
GN.85900	GN 18-100-M20-200-C7-TK	100	M20	200	41	22	2	15	26	856
GN.85902	GN 18-100-M20-250-C7-TK	100	M20	250	41	22	2	15	26	978
GN.86012	GN 18-100-M24-100-C7-TK	100	M24	100	43	22	2	19	28	792
GN.86014	GN 18-100-M24-125-C7-TK	100	M24	125	43	22	2	19	28	881
GN.86016	GN 18-100-M24-150-C7-TK	100	M24	150	43	22	2	19	28	969
GN.86018	GN 18-100-M24-200-C7-TK	100	M24	200	43	22	2	19	28	1145
GN.86020	GN 18-100-M24-300-C7-TK	100	M24	300	43	22	2	19	28	1500
GN.86102	GN 18-120-M20-75-C7-TK	120	M20	75	43	20	2	15	26	671
GN.86104	GN 18-120-M20-100-C7-TK	120	M20	100	43	20	2	15	26	732
GN.86106	GN 18-120-M20-125-C7-TK	120	M20	125	43	20	2	15	26	793
GN.86108	GN 18-120-M20-150-C7-TK	120	M20	150	43	20	2	15	26	855
GN.86110	GN 18-120-M20-200-C7-TK	120	M20	200	43	20	2	15	26	977
GN.86112	GN 18-120-M20-250-C7-TK	120	M20	250	43	20	2	15	26	1100
GN.86132	GN 18-120-M24-100-C7-TK	120	M24	100	46	20	2	19	26	913
GN.86134	GN 18-120-M24-125-C7-TK	120	M24	125	46	20	2	19	26	1
GN.86136	GN 18-120-M24-150-C7-TK	120	M24	150	46	20	2	19	26	1090
GN.86138	GN 18-120-M24-200-C7-TK	120	M24	200	46	20	2	19	26	1265
GN.86140	GN 18-120-M24-300-C7-TK	120	M24	300	46	20	2	19	26	1620

Proprietà dei modelli riservata ai termini di legge. Disegni e immagini non riproducibili se non citando la fonte.

Ganter Norm